

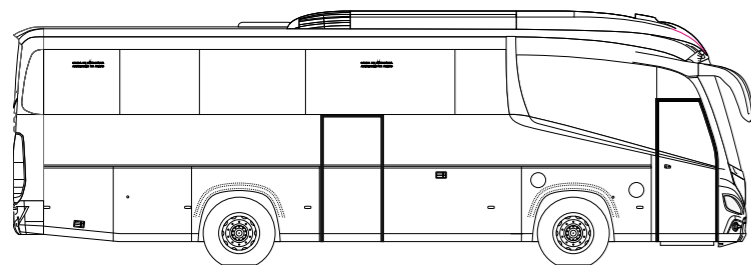
Irizar i6s

Technical specifications

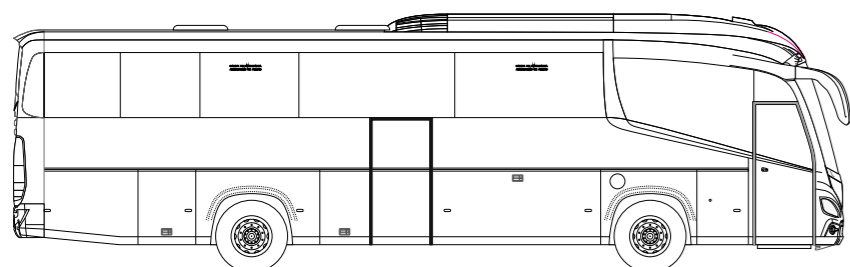
Irizar



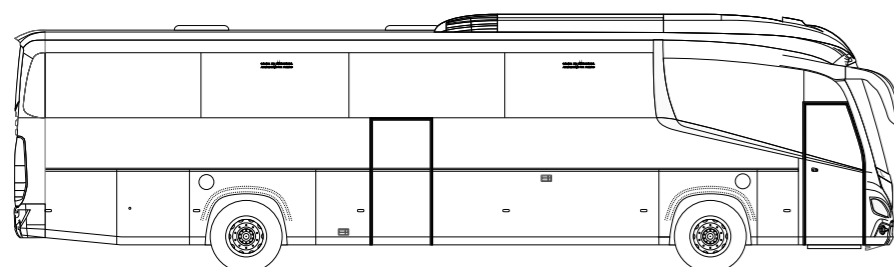
Available configurations



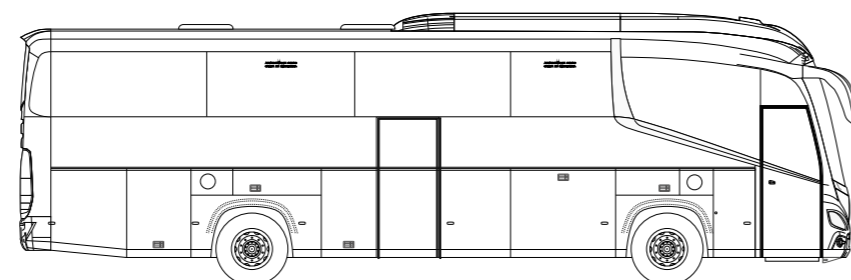
108.35



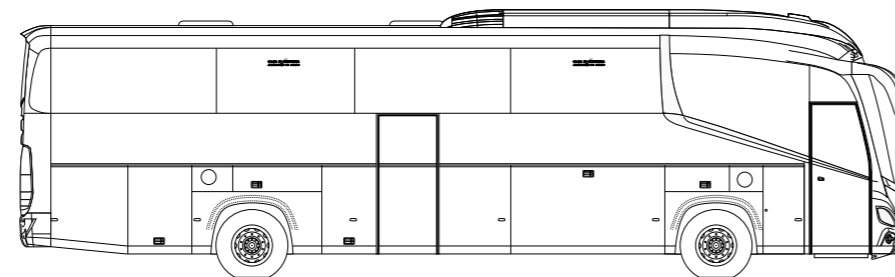
12.35



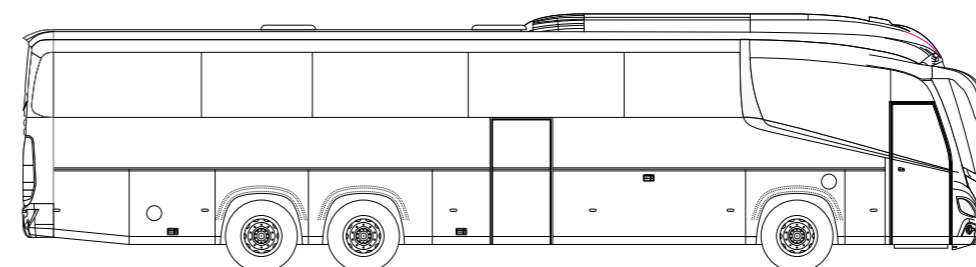
13.35 (2 axle)



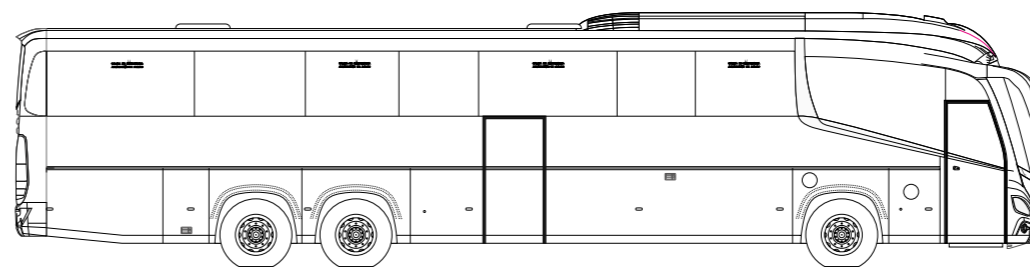
12.37



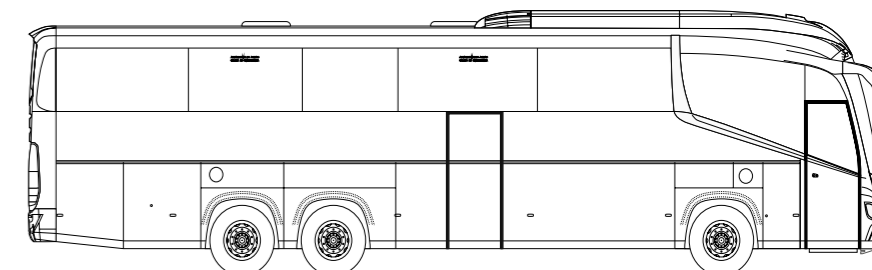
13.37 (2 axle)



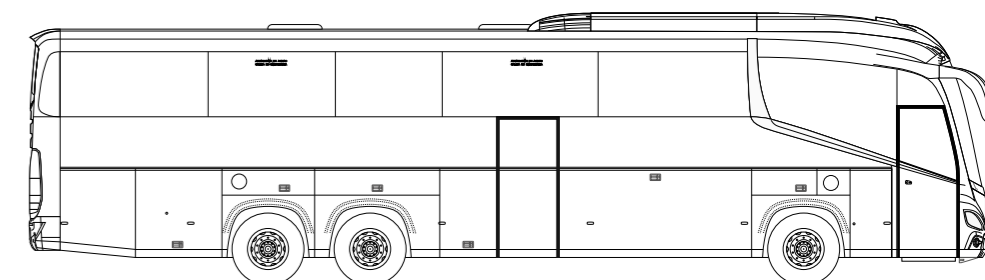
14.35



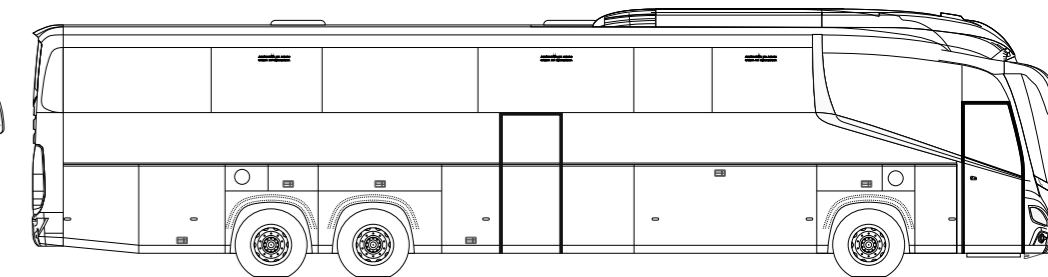
15.35



132.37 (3 axle)



14.37



15.37

** Configurations may vary depending on the selected country.*

** Configurations may vary depending on the selected country.*

General information (integral vehicle)

	10.8m	12m	13m
	3.5m	3.5m	3.7m
Length	10,780mm	12,200mm	12,920mm
Height	3,731mm	3,731mm	3,931mm
Width	2,550mm	2,550mm	2,550mm
Front overhang	2,090mm	2,690mm	2,690mm
Rear overhang	3,410mm	3,410mm	3,410mm
Distance between axles (front-drive)	5,280mm	6,100mm	6,820mm
Distance between axles (drive-third steering axle)	-	-	-
Front door width	900mm	900mm	900mm
Rear door width	900mm / 800mm**	900mm	900mm
Free-standing aisle height	2,060mm	2,060mm	2,060mm
First step height	360mm	360mm	360mm
Turning circle	21,174mm	23,200mm	24,290mm
Luggage compartment volume (approx.)	6.5m ³ / 6.9m ³ **	9.1m ³	12.59m ³
- with WC (approx.)	-0.9m ³ / -**	-1m ³	-1.2m ³
- with driver's bunk (approx.)	-	-1.8m ³	-2.1m ³

*The information shown above may vary depending on the selected country, powertrain and configuration.

**Rear toilet on the floor / rear door


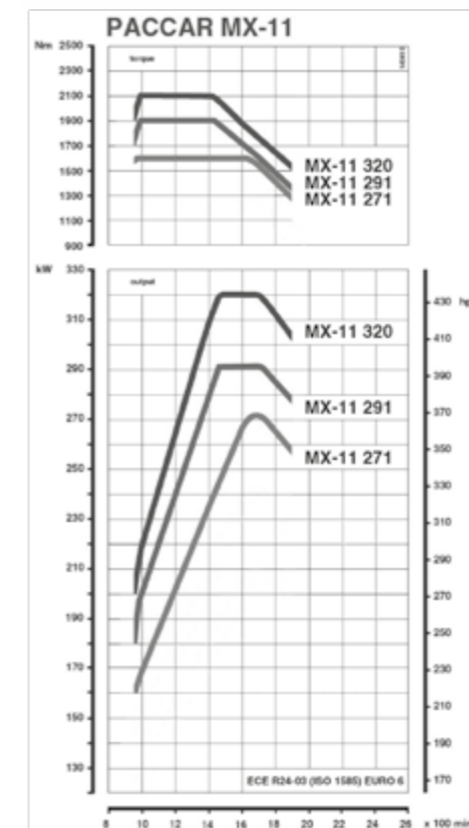
	13.2m	14m	15m
	3.7m	3.5m	3.7m
Length	13,220mm	14,070mm	14,980mm
Height	3,931mm	3,731mm	3,931mm
Width	2,550mm	2,550mm	2,550mm
Front overhang	2,690mm	2,690mm	2,690mm
Rear overhang	2,895mm	3,510mm	3,510mm
Distance between axles (front-drive)	6,135mm	6,370mm	7,280mm
Distance between axles (drive-third steering axle)	1,500mm	1,500mm	1,500mm
Front door width	900mm	900mm	900mm
Rear door width	900mm	900mm / 800mm**	900mm
Free-standing aisle height	2,060mm	2,060mm	2,060mm
First step height	360mm	360mm	360mm
Turning circle	23,340mm	23,396mm	24,680mm
Luggage compartment volume (approx.)	12.78m ³	11.3m ³	13.6m ³
- with WC (approx.)	-1.2m ³	-1m ³	-1.2m ³
- with driver's bunk (approx.)	-2.1m ³	-1.8m ³	-2.1m ³


*The information shown above may vary depending on the selected country, powertrain and configuration.

**Rear toilet on the floor / rear door

Powertrain information (integral design vehicle)

	MX11 271	MX11 291	MX11 320	MX13 340	MX13 375
Cylinder arrangement	6 cylinder in-line	6 cylinder in-line	6 cylinder in-line	6 cylinder in-line	6 cylinder in-line
Piston displacement	10.8 l.	10.8 l.	10.8 l.	12.9 l.	12.9 l.
Valves	24V	24V	24V	24V	24V
Feed	Common-Rail	Common-Rail	Common-Rail	Common-Rail	Common-Rail
	Variable-geometry turbine	Variable-geometry turbine	Variable-geometry turbine	Variable-geometry turbine	Variable-geometry turbine
Maximum power	271 Kw 369 hp (1,650 rpm)	291 Kw 396 hp (1,450-1,700 rpm)	320 Kw 435 hp (1,450-1,700rpm)	340 Kw 462 hp (1,425-1,750 rpm)	375 Kw 510 hp (1,425-1,750 rpm)
Maximum torque	1,580 Nm (1,000-1,650 rpm)	1,900 Nm (1,000-1,450 rpm)	2,100 Nm (1,000-1,450 rpm)	2,300 Nm (1,000-1,425 rpm)	2,500 Nm (1,000-1,425 rpm)
Emissions compliance	EURO 6	EURO 6	EURO 6	EURO 6	EURO 6






ZF Ecolife

6-speed automatic transmission with torque converter.

Capable of transmitting torques of up to 2,300Nm.

Inbuilt ZF Power Retarder with 3 brake points.

Electronic with advanced software for optimal fuel consumption.




ZF AS Tronic

Fully automated 12-speed manual transmission.

Capable of transmitting torques of up to 2,700Nm.

Inbuilt ZF Power Intarder with 3 brake points.

Electronic with advanced software for optimal fuel consumption.



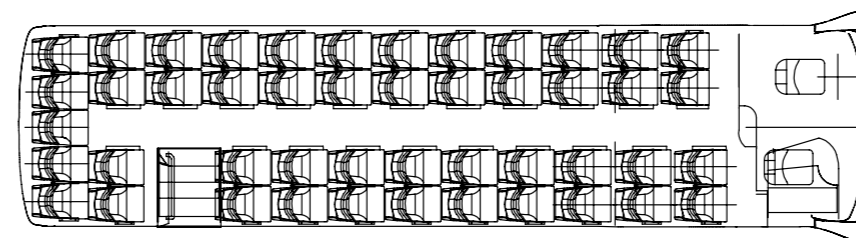
ZF Axles

RL82EC front axle and A132 rear axle. In case of three axles, RL82EC third steering axle. Independent front and third-axle suspension as standard.

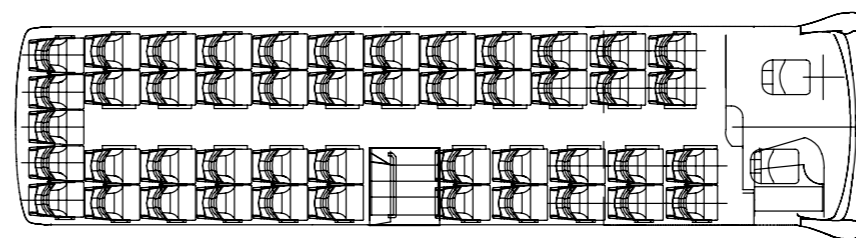
Electronically-controlled air suspension (ECAS) to achieve optimum stability and comfort.

Braking system equipped with ABS, ASR, ESC and BFD... electronically controlled by EBS. Disc brakes on all wheels.

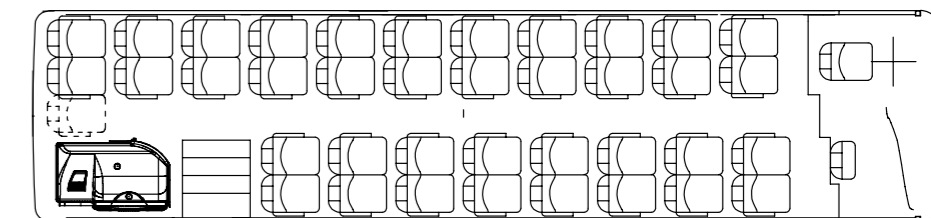
Seat distribution: 10.8m



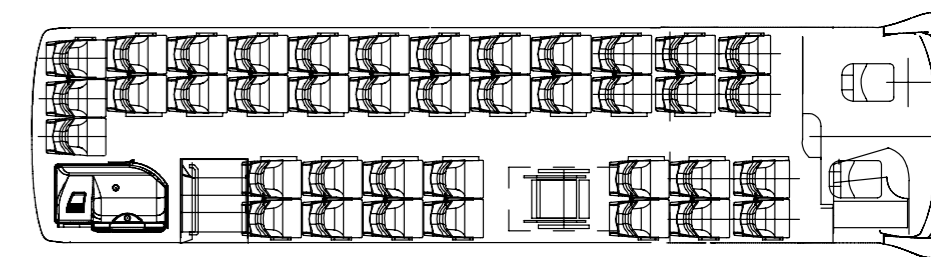
WC	Kitchen	PRM	No. of seats	Min. Dist.	Classification
No	No	No	47+1+1	710mm	★★★
Yes (rear)	No	No	43+1+1	715mm	★★★



WC	Kitchen	PRM	No. of seats	Min. Dist.	Classification
No	No	No	47+1+1	715mm	★★★
No	No	No	41+1+1	790mm	★★★★



WC	Kitchen	PRM	No. of seats	Min. Dist.	Classification
Yes (rear)	No	No	39+1+1	790mm	★★★★
Yes (rear)	No	No	41+1+1	710mm	★★★

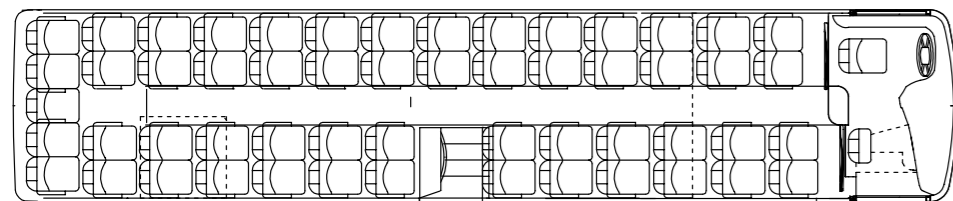


WC	Kitchen	PRM	No. of seats	Min. Dist.	Classification
Yes (rear)	No	1	39+1PRM+1+1	715mm	★★★
Yes (rear)	No	8	13+8PRM+1+1	-	-

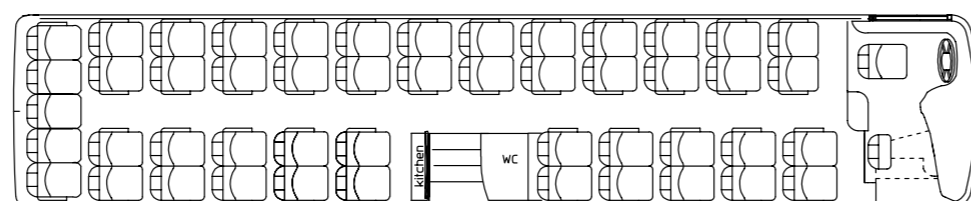
Check specific distribution options. Some of the distribution options shown may not be available depending on the selected powertrain.

710mm ★★ 710mm - 780mm ★★★ 780mm - 860mm ★★★★★

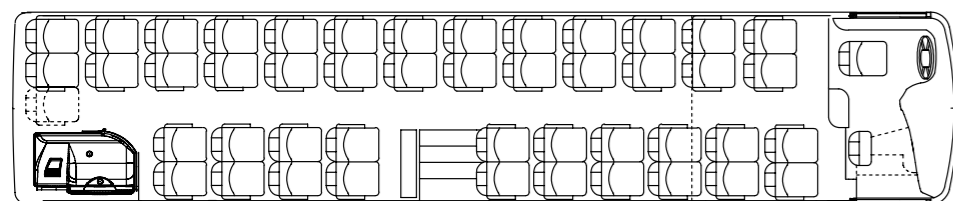
Seat distribution: 12m



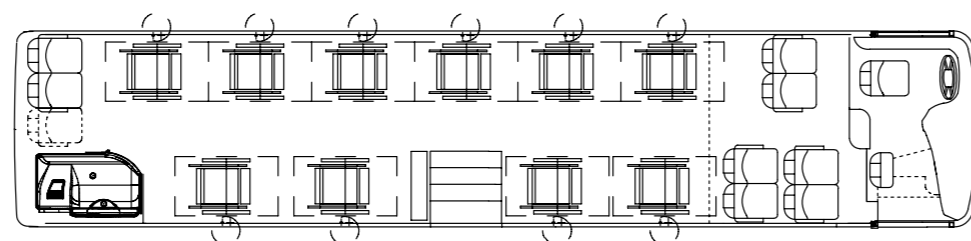
WC	Kitchen	PRM	No. of seats	Min. Dist.	Classification
Low / No	No	No	55+1+1	710mm	★★★
Low / No	No	No	53+1+1	710mm	★★★
Low / No	No	No	51+1+1	750mm	★★★



WC	Kitchen	PRM	No. of seats	Min. Dist.	Classification
Yes (high)	Yes	No	49+1+1	770mm	★★★
Yes (high)	Yes	No	51+1+1	710mm	★★★
Yes (high)	Yes	No	45+1+1	800mm	★★★★



WC	Kitchen	PRM	No. of seats	Min. Dist.	Classification
Yes (rear)	Yes	No	47+1+1	740mm	★★★
Yes (high)	No	No	53+1+1	710mm	★★★
Yes (high)	No	No	51+1+1	710mm	★★★

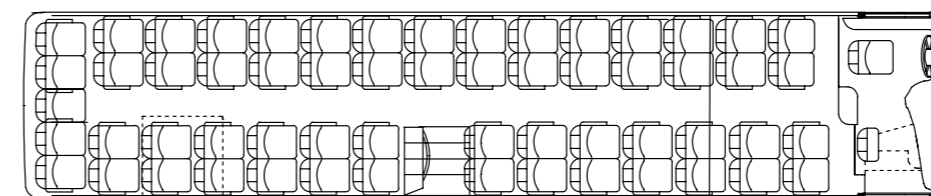


WC	Kitchen	PRM	No. of seats	Min. Dist.	Classification
Yes (rear)	Yes	10	9+10PRM+1+1	-	-
No	No	11	10+11PRM+1+1	-	-
Yes (high)	Yes	10	10+10PRM+1+1	-	-

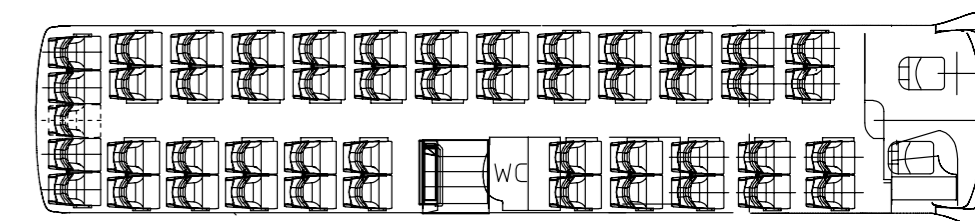
Check specific distribution options. Some of the distribution options shown may not be available depending on the selected powertrain.

710mm ★★ 710mm - 780mm ★★★ 780mm - 860mm ★★★★★

Seat distribution: 13m (2 axle)

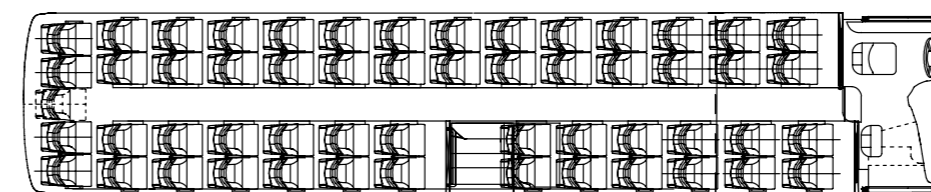


WC	Kitchen	PRM	No. of seats	Min. Dist.	Classification
Low / No	No	No	59+1+1	710mm	★★★
Low / No	No	No	57+1+1	710mm	★★★
Low / No	No	No	55+1+1	750mm	★★★

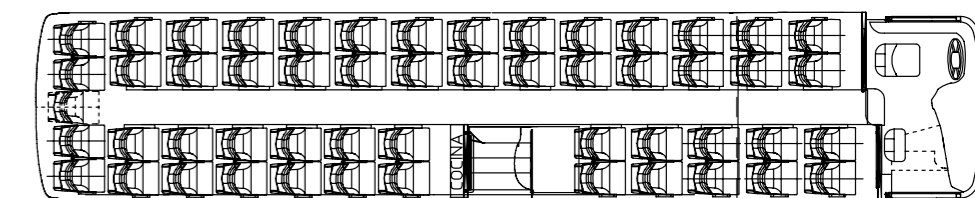


WC	Kitchen	PRM	No. of seats	Min. Dist.	Classification
Yes (high)	Yes	No	49+1+1	800mm	★★★★
Yes (high)	No	No	57+1+1	710mm	★★★
Yes (high)	Yes	No	55+1+1	710mm	★★★

Seat distribution: 13,2m (3 axle)



WC	Kitchen	PRM	No. of seats	Min. Dist.	Classification
Low / No	No	No	55+1+1	740mm	★★★
Low / No	No	No	59+1+1	715mm	★★★
Low / No	No	No	57+1+1	715mm	★★★

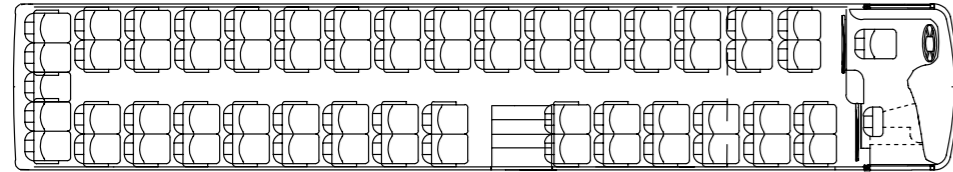


WC	Kitchen	PRM	No. of seats	Min. Dist.	Classification
Yes (high)	Yes	No	53+1+1	750mm	★★★
Low / No	Yes	No	53+1+1	785mm	★★★★
Yes (high)	No	No	55+1+1	715mm	★★★

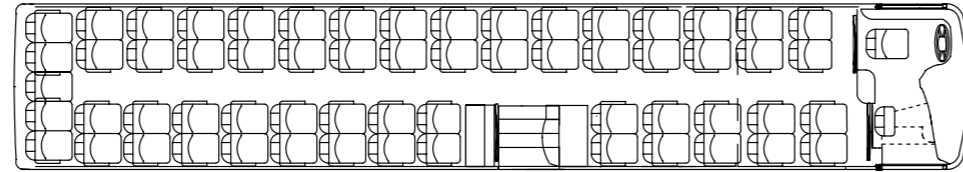
Check specific distribution options. Some of the distribution options shown may not be available depending on the selected powertrain.

710mm ★★ 710mm - 780mm ★★★ 780mm - 860mm ★★★★★

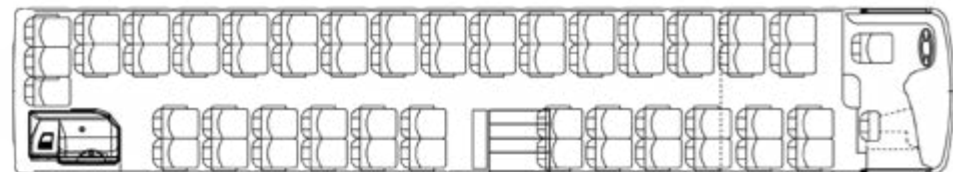
Seat distribution: 14m



WC	Kitchen	PRM	No. of seats	Min. Dist.	Classification
Low / No	No	No	63+1+1	730mm	★★★
Low / No	No	No	59+1+1	750mm	★★★
Low / No	No	No	57+1+1	780mm	★★★★



WC	Kitchen	PRM	No. of seats	Min. Dist.	Classification
Yes (high)	Yes	No	61+1+1	720mm	★★★
Yes (high)	Yes	No	59+1+1	730mm	★★★
Yes (high)	Yes	No	57+1+1	780mm	★★★★



WC	Kitchen	PRM	No. of seats	Min. Dist.	Classification
Yes (rear)	Yes	No	57+1+1	740mm	★★★
Low / No	Yes	No	53+1+1	850mm	★★★★
Low / No	No	No	55+1+1	800mm	★★★★

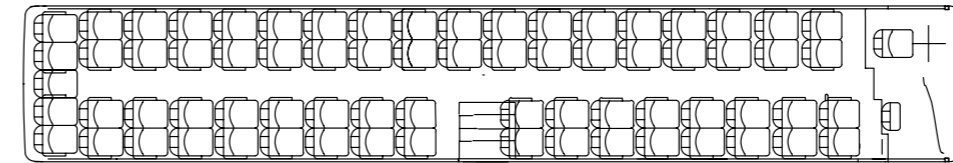


WC	Kitchen	PRM	No. of seats	Min. Dist.	Classification
Yes (rear)	Yes	13	11+13PRM+1+1	-	-
Low / No	No	1	57+1PRM+1+1	730mm	★★★
Low / No	No	2	53+2PRM+1+1	730mm	★★★

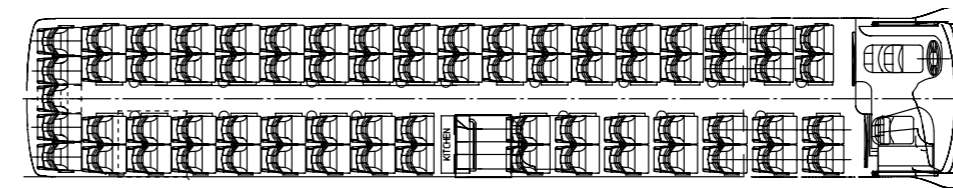
Check specific distribution options. Some of the distribution options shown may not be available depending on the selected powertrain.

710mm ★★ 710mm - 780mm ★★★ 780mm - 860mm ★★★★

Seat distribution: 15m



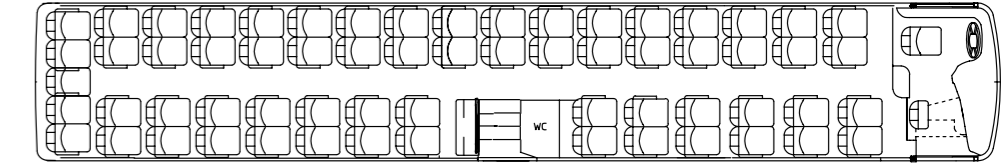
WC	Kitchen	PRM	No. of seats	Min. Dist.	Classification
Low / No	No	No	71+1+1	710mm	★★★
Low / No	No	No	63+1+1	800mm	★★★★
Low / No	No	No	69+1+1	710mm	★★★



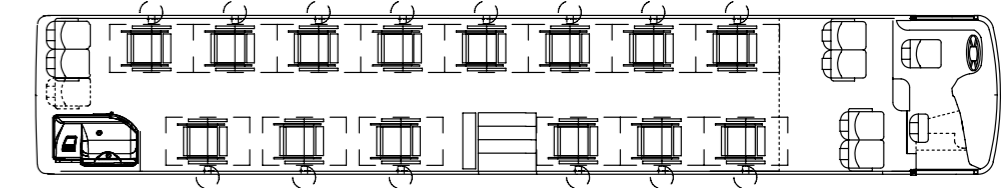
WC	Kitchen	PRM	No. of seats	Min. Dist.	Classification
Low / No	Yes	No	69+1+1	710mm	★★★
Low / No	Yes	No	63+1+1	780mm	★★★★
Low / No	No	No	67+1+1	720mm	★★★

Check specific distribution options. Some of the distribution options shown may not be available depending on the selected powertrain.

710mm ★★ 710mm - 780mm ★★★ 780mm - 860mm ★★★★



WC	Kitchen	PRM	No. of seats	Min. Dist.	Classification
Yes (high)	Yes	No	63+1+1	750mm	★★★
Yes (high)	Yes	No	61+1+1	810mm	★★★★
Yes (high)	Yes	No	56+1+1	840mm	★★★★



WC	Kitchen	PRM	No. of seats	Min. Dist.	Classification
Yes (rear)	Yes	14	7+14PRM+1+1	-	-
Low / No	No	1	63+1PRM+1+1	750mm	★★★
Low / No	No	2	59+2PRM+1+1	750mm	★★★

Equipment

	10.8m	12m		13m		14m		15m	
	3.5m	3.5m	3.7m	3.5m	3.7m	3.5m	3.7m	3.5m	3.7m
HEATING AND VENTILATION SYSTEM									
Air conditioning: Bizonal climate control system	•	•	•	•	•	•	•	•	•
Heating system	•	•	•	•	•	•	•	•	•
Artic Heating/Isolation system	ACS	ACS	ACS	ACS	ACS	ACS	ACS	ACS	ACS
Programmable Pre-heater	ACS	ACS	ACS	ACS	ACS	ACS	ACS	ACS	ACS
Convector fan in WC	ACS	ACS	ACS	ACS	ACS	ACS	ACS	ACS	ACS
DRIVER AND GUIDE									
Moquette driver and guide seat	•	•	•	•	•	•	•	•	•
Black leather driver and guide seat	o	o	o	o	o	o	o	o	o
Driver seat armrest	o	o	o						
Swivelling driver seat	o	o	o	o	o	o	o	o	o
Heated driver seat	o	o	o	o	o	o	o	o	o
Multifunction steering wheel	•	•	•	•	•	•	•	•	•
Multifunction leather steering wheel	o	o	o	o	o	o	o	o	o
Third windscreen wiper	o	o	o	o	o	o	o	o	o
Driver-microphone	•	•	•	•	•	•	•	•	•
Driver seat mounted microphone	o	o	o	o	o	o	o	o	o
Guide-microphone	•	•	•	•	•	•	•	•	•
Wireless microphone for guide	o	o	o	o	o	o	o	o	o
Driver flex map light	o	o	o	o	o	o	o	o	o

ACS= According to Country Standard

• Standard equipment

o Optional equipment

	10.8m	12m		13m		14m		15m	
	3.5m	3.5m	3.7m	3.5m	3.7m	3.5m	3.7m	3.5m	3.7m
Guide flex map light	ACS	ACS	ACS	ACS	ACS	ACS	ACS	ACS	ACS
Luggage-racks locker for driver and guide	•	•	•	•	•	•	•	•	•
Tyre pressure and heat sensor monitoring system	•	•	•	•	•	•	•	•	•
Heated windscreen	o	o	o	o	o	o	o	o	o
Drivers safe	•	•	•	•	•	•	•	•	•
Refrigerator in dashboard	•	•	•	•	•	•	•	•	•

ACS= According to Country Standard

• Standard equipment

o Optional equipment

Equipment

	10.8m		12m		13m		14m		15m	
	3.5m	3.5m	3.7m	3.5m	3.7m	3.5m	3.7m	3.5m	3.7m	
ELECTRICITY AND ELECTRONICS										
Actia DVD equipment Actia front screen 22"	o	o	o	o	o	o	o	o	o	o
Bosch DVD equipment Actia front screen 22"	o	o	o	o	o	o	o	o	o	o
Bosch DVD equipment Bosch front screen 19"	o	o	o	o	o	o	o	o	o	o
Actia audio equipment	•	•	•	•	•	•	•	•	•	•
Bosch Classic line audio equipment	o	o	o	o	o	o	o	o	o	o
Bosch Professional line audio equipment	o	o	o	o	o	o	o	o	o	o
Actia 15" second and third screens	o	o	o	o	o	o	o	o	o	o
Bosch 15" second and third screens	o	o	o	o	o	o	o	o	o	o
Bosch 19" tilt-down monitor	o	o	o	o	o	o	o	o	o	o
Digital TV Tuner	o	o	o	o	o	o	o	o	o	o
Camera over central stepwell	o	o	o	o	o	o	o	o	o	o
Road camera	o	o	o	o	o	o	o	o	o	o
Digital clock	•	•	•	•	•	•	•	•	•	•
Parking sensors	o	o	o	o	o	o	o	o	o	o
Rear view camera	o	o	o	o	o	o	o	o	o	o
LED interior lighting	•	•	•	•	•	•	•	•	•	•
GPS connected to screens	o	o	o	o	o	o	o	o	o	o
Front / side and rear destination signs	o	o	o	o	o	o	o	o	o	o
Wi-Fi Internet connection	o	o	o	o	o	o	o	o	o	o
Lift for wheelchairs	o	o	o	o	o	o	o	o	o	o
Remote control opening and alarm	o	o	o	o	o	o	o	o	o	o
Contact sensors on luggage lockers	o	o	o	o	o	o	o	o	o	o
Driver Fatigue Warning System	o	o	o	o	o	o	o	o	o	o

ACS= According to Country Standard

• Standard equipment

o Optional equipment

	10.8m		12m		13m		14m		15m	
	3.5m	3.5m	3.7m	3.5m	3.7m	3.5m	3.7m	3.5m	3.7m	
PASSENGER AREA										
i6 seats in moquette fabric	•	•	•	•	•	•	•	•	•	•
i6 seats with synthetic leather headrests	•	•	•	•	•	•	•	•	•	•
i6 seats with leather inserts	o	o	o	o	o	o	o	o	o	o
i6 plus seats in moquette fabric	ACS	ACS	ACS	ACS	ACS	ACS	ACS	ACS	ACS	ACS
i6 plus seats with synthetic leather headrests	ACS	ACS	ACS	ACS	ACS	ACS	ACS	ACS	ACS	ACS
i6 plus seats with leather inserts	o	o	o	o	o	o	o	o	o	o
Extra padded seats	o	o	o	o	o	o	o	o	o	o
Coat hook	o	o	o	o	o	o	o	o	o	o
Table	o	o	o	o	o	o	o	o	o	o
Magazine net	o	o	o	o	o	o	o	o	o	o
Central Armrest	o	o	o	o	o	o	o	o	o	o
Footrest	o	o	o	o	o	o	o	o	o	o
2-point safety belts on seats	•	•	•	•	•	•	•	•	•	•
3-point safety belts on seats	o	o	o	o	o	o	o	o	o	o
Tecam seat fixing system	o	o	o	o	o	o	o	o	o	o
Individual air conditioning and LED lighting	•	•	•	•	•	•	•	•	•	•
Luggage rack locker lids	o	o	o	o	o	o	o	o	o	o
Carpet aisle, drivers area and rear	o	o	o	o	o	o	o	o	o	o
Wooden effect floor	o	o	o	o	o	o	o	o	o	o
Waste bin at entrance and central door	o	o	o	o	o	o	o	o	o	o

ACS= According to Country Standard

• Standard equipment

o Optional equipment

Equipment

	10.8m 3.5m	12m 3.5m	3.7m	13m 3.5m	3.7m	14m 3.5m	3.7m	15m 3.5m	3.7m
Central sunken toilet / rear floor mounted toilet (includes smoke detector)	o	o	o	o	o	o	o	o	o
USB / 220V plugs for every pair of seats	o	o	o	o	o	o	o	o	o
Individual entertainment systems	o	o	o	o	o	o	o	o	o
OTHERS									
Driver's bunk (includes smoke detector)	o	o	o	o	o	o	o	o	o
Pneumatic luggage lockers	•	•	•	•	•	•	•	•	•
Vacuum cleaner	o	o	o	o	o	o	o	o	o
Kitchen next to central entrance	o	o	o	o	o	o	o	o	o
Bixenon front headlamps	o	o	o	o	o	o	o	o	o
Stainless steel structure	o	o	o	o	o	o	o	o	o
Double glazed windows	ACS	ACS	ACS	ACS	ACS	ACS	ACS	ACS	ACS
Extra-tinted side windows	ACS	ACS	ACS	ACS	ACS	ACS	ACS	ACS	ACS
Fire detection system in engine compartment	•	•	•	•	•	•	•	•	•
Fire suppression system in engine compartment	o	o	o	o	o	o	o	o	o
Air purifier system	o	o	o	o	o	o	o	o	o
Additional fuel tanks	o	o	o	o	o	o	o	o	o
Towing hook	o	o	o	o	o	o	o	o	o
Alcoa Aluminium rim	•	•	•	•	•	•	•	•	•
Alcoa Durabright aluminium rim (Black tag)	o	o	o	o	o	o	o	o	o
Ski box fixing system	o	o	o	o	o	o	o	o	o

ACS= According to Country Standard

• Standard equipment

o Optional equipment

EBS

Electronic brake control system equipped with ABS, ASR, ESC, BFD...

ABS

System that prevents wheel lock during braking in order to prevent the tyres from skidding on the road, shortening braking distances and offering greater control over the direction of the vehicle.

AEBS

Autonomous emergency braking system that prevents collision with moving vehicles ahead or minimises the impact of the collision in the case of stationary vehicles ahead.

ESC

Electronic stability control system that acts by braking the wheels individually or together in situations where the vehicle has lost stability or is at risk of tipping.

ACC

System that adjusts the vehicle's cruise control speed in order to maintain a predefined distance, which can be selected by the driver, from the vehicle in front.

BFD

Braking distribution control system that determines how much force is applied to each wheel in order to achieve the desired deceleration (under any vehicle load situation) without losing stability and attempting to optimise the even wear of the brake pads of the different axles.

LDWS

System that warns the driver when the vehicle begins an unintentional lane departure.

ASR

Traction control system to prevent the loss of wheel grip on slippery ground.

ECAS

Electronically-controlled air suspension system to ensure vehicle stability and passenger comfort. "Kneeling" function and manual height adjustable suspension as standard. Third-axle suspension control based on weight distribution to the drive shaft in order to provide optimal traction at all times.

TPMS

Tyre pressure monitoring system.



Zumarraga Bidea, 8
20216 Ormaiztegi (Gipuzkoa) | Spain
T +34 943 80 91 00 | **F** +34 943 88 91 01
irizar@irizar.com | www.irizar.com